

METHODS NOTE · Peer-reviewed · Published · Live dashboard figures

Decolonising Research

Derrick Tumwesigye, Ruchius Philbert & Christine Muhumuza

Methods Note · Volume 7

Published 2026-06-06 · Diamond open access · CC BY 4.0

Article 68 · Volume 7 · Published 2026-06-06 · DOI: not assigned

Abstract

Decolonizing research is a crucial endeavour. Historically, colonial and imperialistic ideologies have pervaded, leading to an emphasis on Western perspectives and the neglect of indigenous and other marginalized communities' needs and experiences. To effectively address health disparities and promote justice and equality, acknowledging and addressing these power imbalances are imperative(1).

Decolonising research in Africa requires shifting power from externally driven agendas towards locally grounded knowledge systems and priorities. The search evaluated 23,873 African and 190,644 United states interventional trials registered on clinicaltrials.gov through April 2026. Most studies in Africa are foreign sponsored with foreign written protocols as in the Ugandan context, institutions sponsor less than 30% of the clinical trials(2).

Results show a 45 times gap ratio between Africa trials and the United States with a yielded Gini coefficient of 0.732(95% CI 340.80-3401.54). This indicated a smaller number of trials among a small number of nations. These findings showed that structural governance deficits perpetuate research dependency and undermine African sovereignty over clinical evidence.

Interactive dashboard figures

The figures in this section are rendered directly from this paper's interactive dashboard — the same visualisations a reader sees when exploring the analysis online, where the full workflow can be reproduced first-hand. **Interactive dashboard:** <https://mahmood726-cyber.github.io/africa-e156-students/governance-justice/dashboards/decolonising-research.html>

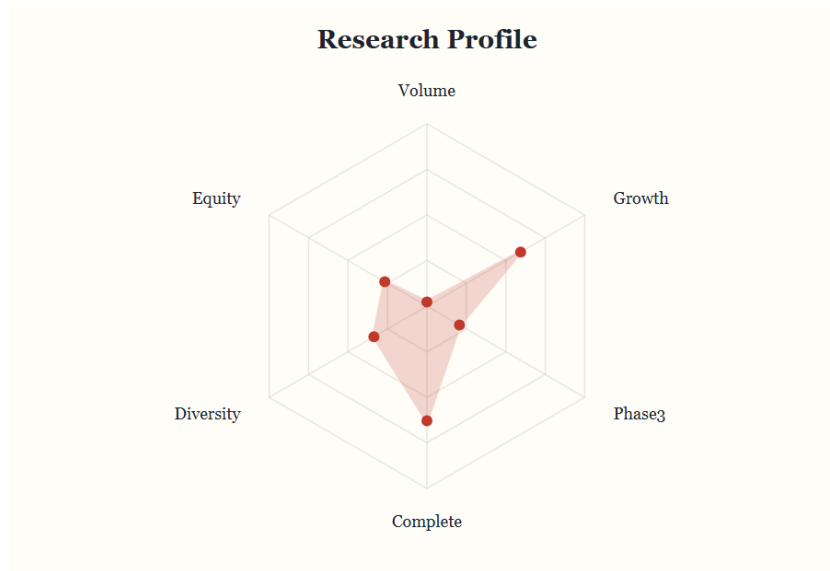


Figure 1. Research Profile Rendered directly from the article's live interactive dashboard.

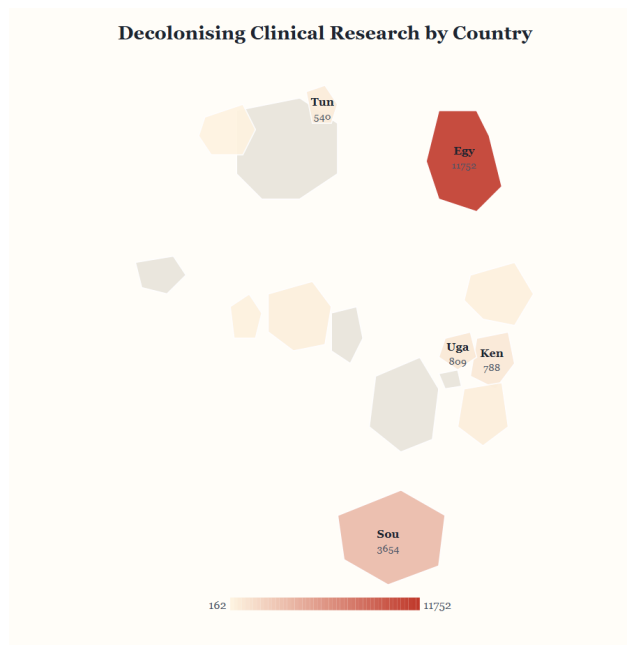


Figure 2. Decolonising Clinical Research by Country Rendered directly from the article's live interactive dashboard.

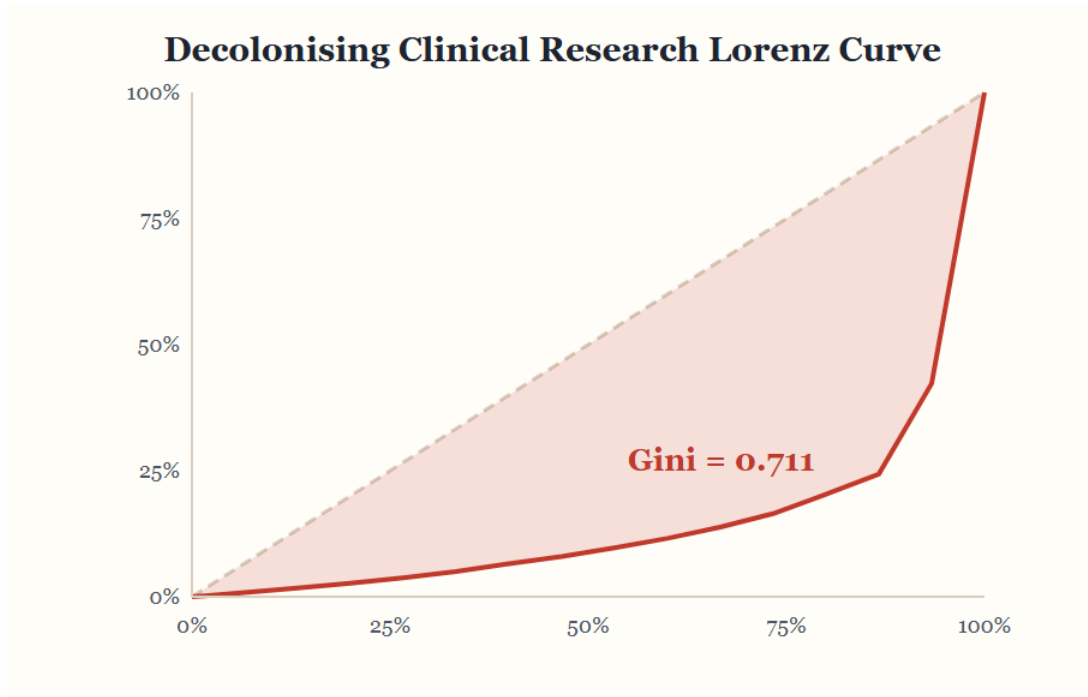


Figure 3. Decolonising Clinical Research Lorenz Curve Rendered directly from the article's live interactive dashboard.

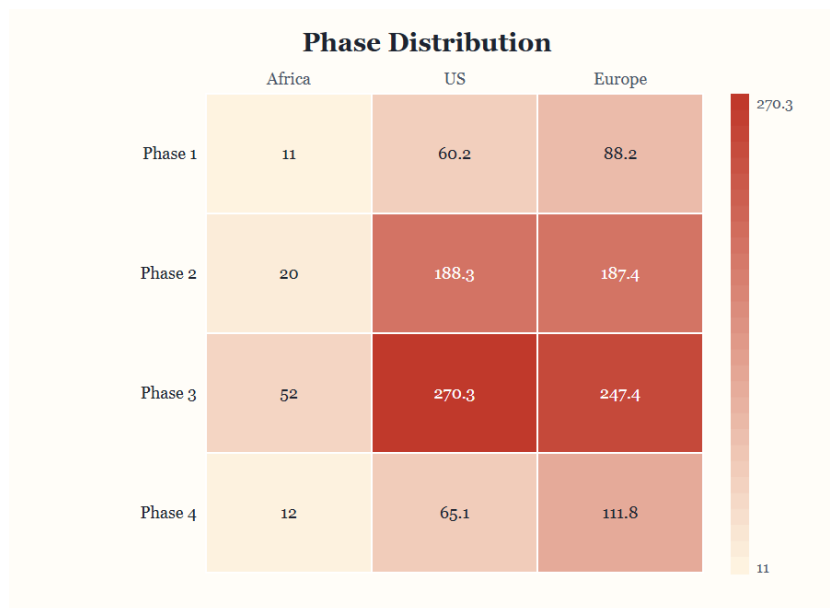


Figure 4. Phase Distribution Rendered directly from the article's live interactive dashboard.

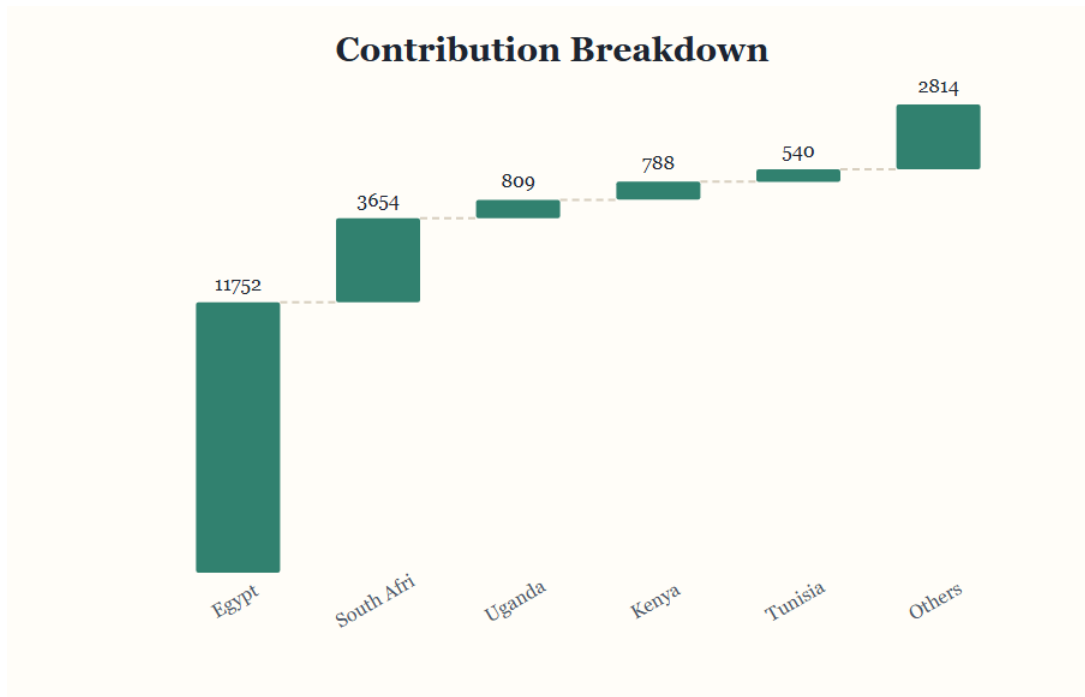


Figure 5. Contribution Breakdown Rendered directly from the article's live interactive dashboard.

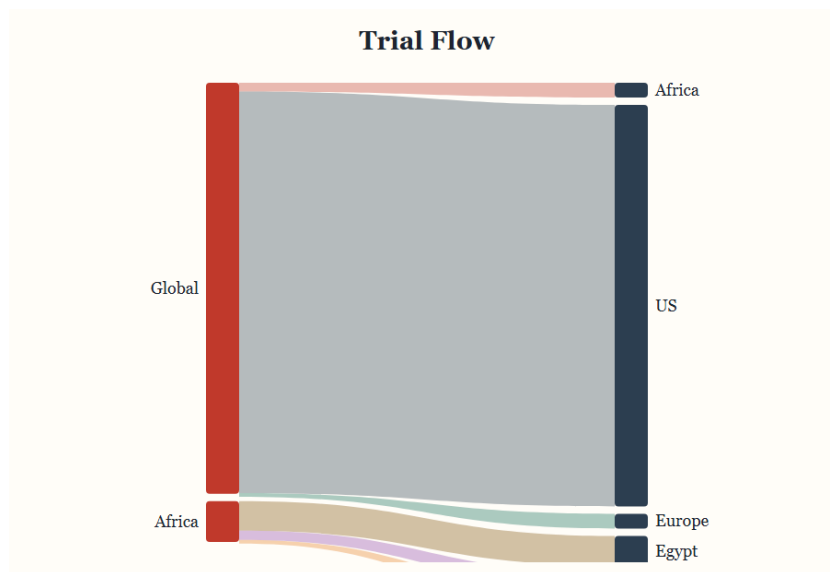


Figure 6. Trial Flow Rendered directly from the article's live interactive dashboard.

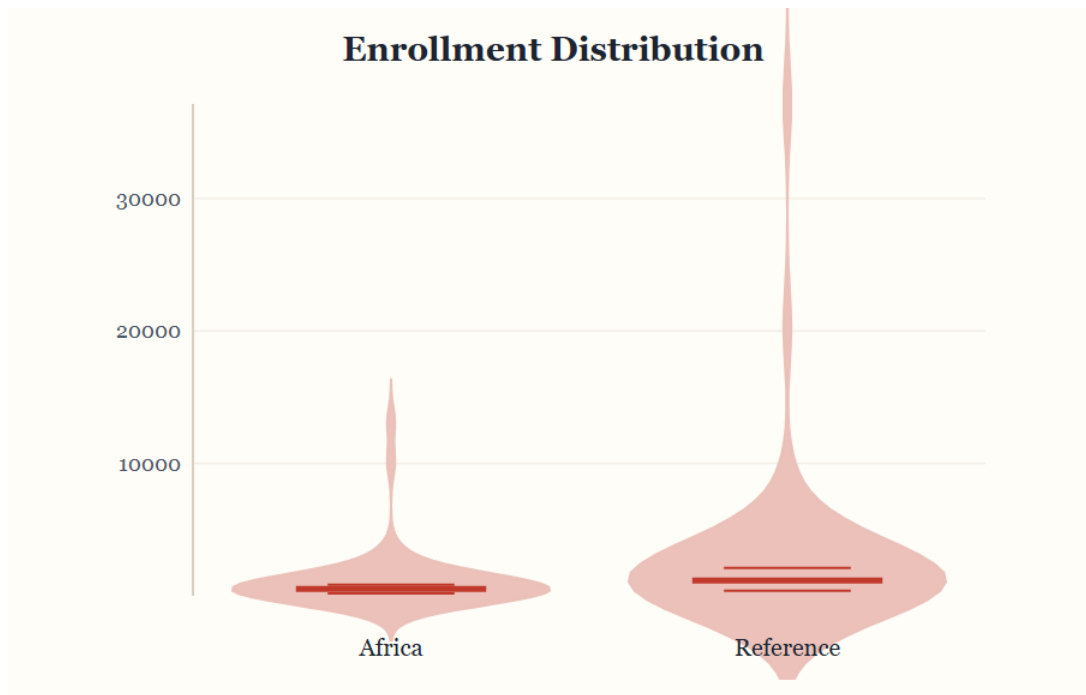


Figure 7. Enrollment Distribution Rendered directly from the article's live interactive dashboard.

HOW TO CITE

Derrick Tumwesigye, Ruchius Philbert & Christine Muhumuza. Decolonising Research. *Synthesis*. 2026;7(1). Article 68. Available at <https://synthesis-medicine.org/index.php/journal/article/view/68>. Licensed under CC BY 4.0. DOI: not assigned.

Reproducibility & data provenance. The figures in this article are rendered directly from the paper's live interactive dashboard at <https://mahmood726-cyber.github.io/africa-e156-students/governance-justice/dashboards/decolonising-research.html>, where the complete analysis — data, methods and every estimate — can be explored and reproduced. This open path from published figure back to the underlying analysis is part of how the journal works. The article's text, authors, abstract, issue and licence follow the journal's published record.

Copyright (c) 2026 Derrick Tumwesigye; Ruchius Philbert; Christine Muhumuza. Open access under the Creative Commons Attribution 4.0 International licence (CC BY 4.0): free to share and adapt with attribution.

Published in *Synthesis* · synthesis-medicine.org