
METHODS NOTE · Peer-reviewed · Published · Live dashboard figures

WHO Alignment and Disease Burden Gaps

Michael Bosiako Antwi, Njeodo Njongang Vigny, Shamim Nabidda, Tukamushaba Bruce, Christine Muhumuza, Fadumo Said Hassan, Ruchius Philbert, Rhoda Chikula, Amina Mohamud Fidow & Ssenfuma Ronnie

Methods Note · Volume 2

Published 2026-06-06 · Diamond open access · CC BY 4.0

Article 39 · Volume 2 · Published 2026-06-06 · DOI: not assigned

KEY WORDS Clinical trials; Africa; disease burden; neglected tropical diseases; World Health Organization

Abstract

In the context of global health prioritization, does Africa's clinical trial portfolio correspond with the World Health Organization (WHO) priority disease list and the health aims of the Sustainable Development Goals? In this alignment analysis, condition-specific trial volumes from 23,873 African registrations on ClinicalTrials.gov were compared to SDG 3 priority conditions and WHO important medications. HIV (1,793 trials), malaria (531 trials), and tuberculosis (489 trials) predominated Africa's trial portfolio, while WHO-designated priorities such as mental health (174 trials), neglected tropical diseases (12 trials), and epilepsy (73 trials) were neglected.

Non-communicable diseases, such as diabetes (760), cancer (2,182), and cardiovascular disease (1,426), have received research focus that is out of step with their increasing role in African mortality. Only studies on tuberculosis and malaria revealed that Africa had a higher trial density than the world average. In Ghana, morbidity and mortality associated with the evolving disease burden are increasing, yet the volume of clinical trials remains limited. These results show a systematic gap between WHO priorities and the epidemiological transition and Africa's research portfolio.

The mapping between WHO priority classifications and ClinicalTrials.gov condition categories restricts interpretation.

Interactive dashboard figures

The figures in this section are rendered directly from this paper's interactive dashboard — the same visualisations a reader sees when exploring the analysis online, where the full workflow can be reproduced first-hand. **Interactive dashboard:** <https://mahmood726-cyber.github.io/africa-e156-students/governance-justice/dashboards/who-alignment.html>

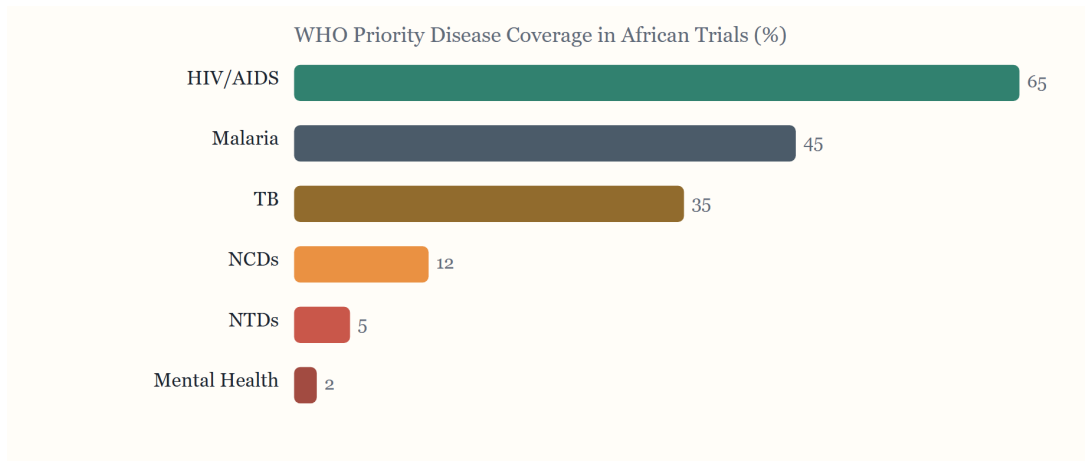


Figure 1. WHO Priority Disease Coverage in African Trials (%) Rendered directly from the article's live interactive dashboard.

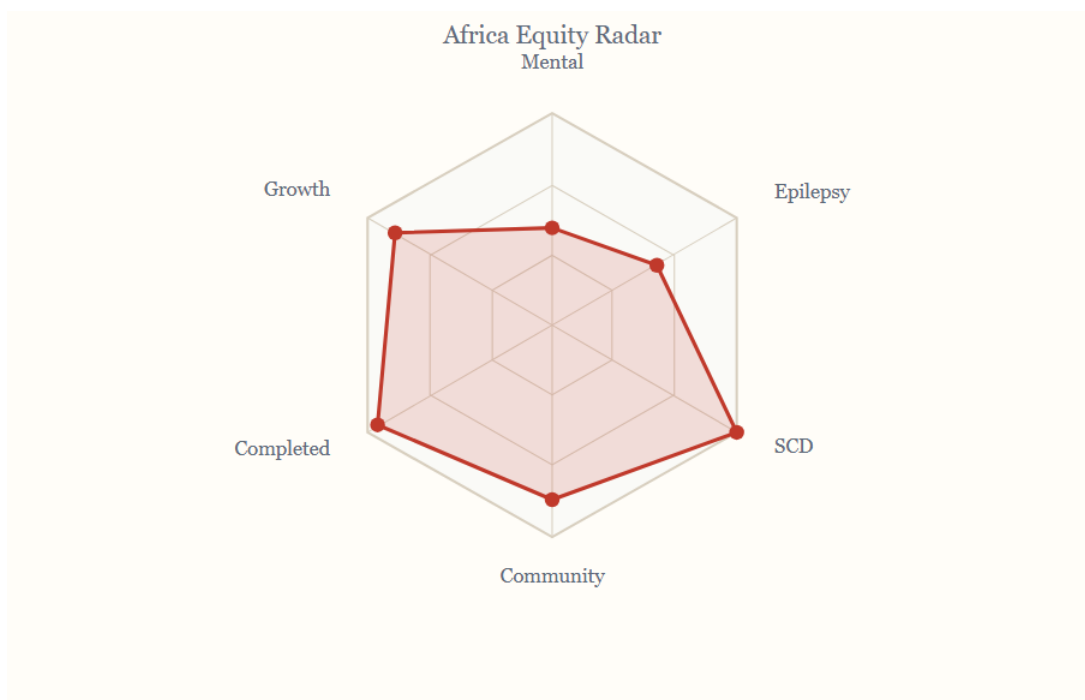


Figure 2. Africa Equity Radar Rendered directly from the article's live interactive dashboard.

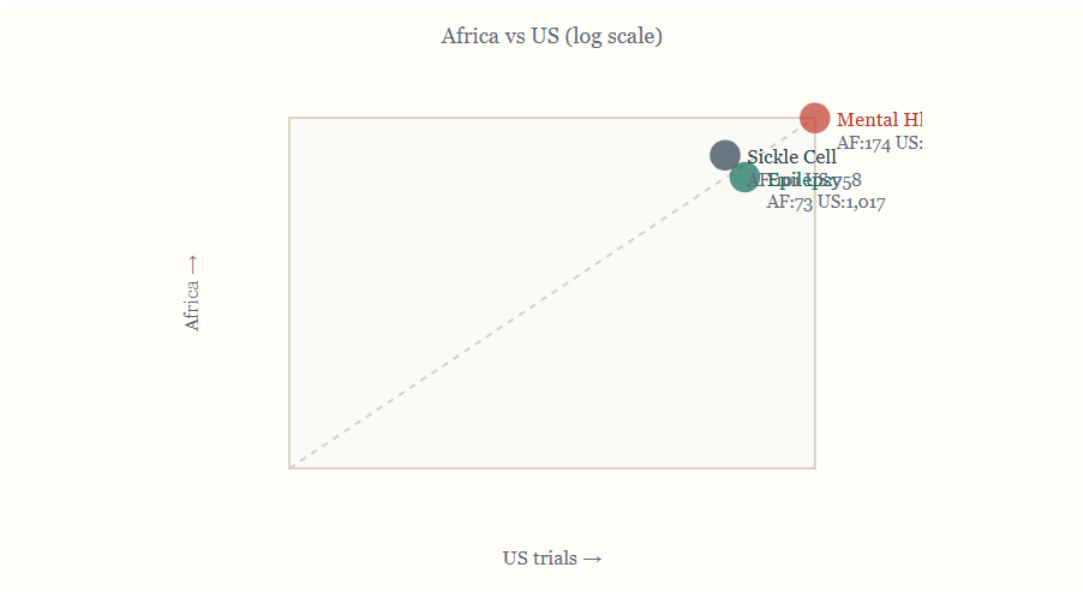


Figure 3. Africa vs US (log scale) – Mental Hlth Rendered directly from the article's live interactive dashboard.

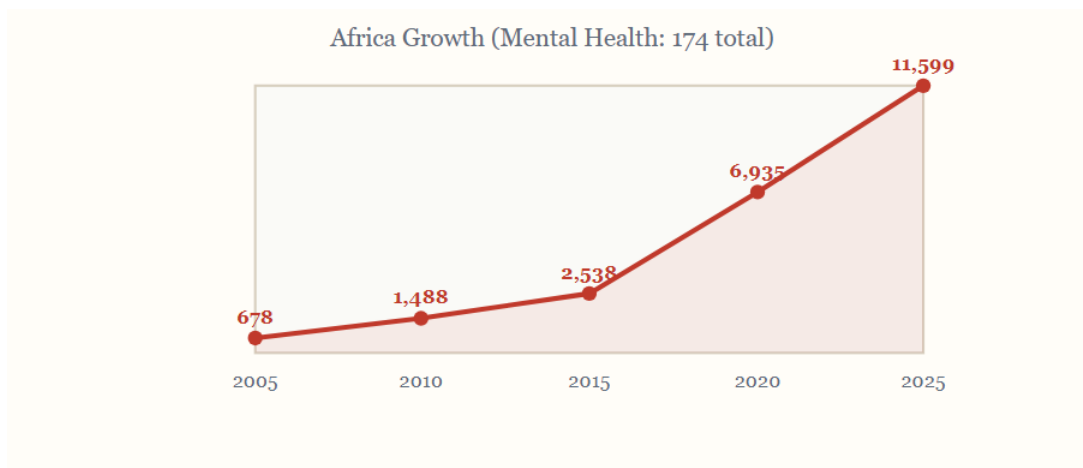


Figure 4. Africa Growth (Mental Health: 174 total) Rendered directly from the article's live interactive dashboard.

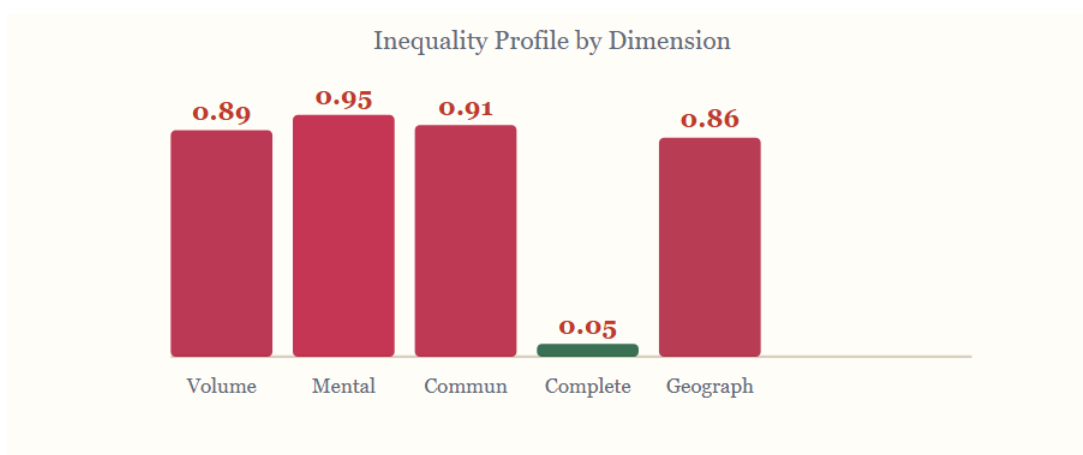


Figure 5. Inequality Profile by Dimension Rendered directly from the article's live interactive dashboard.

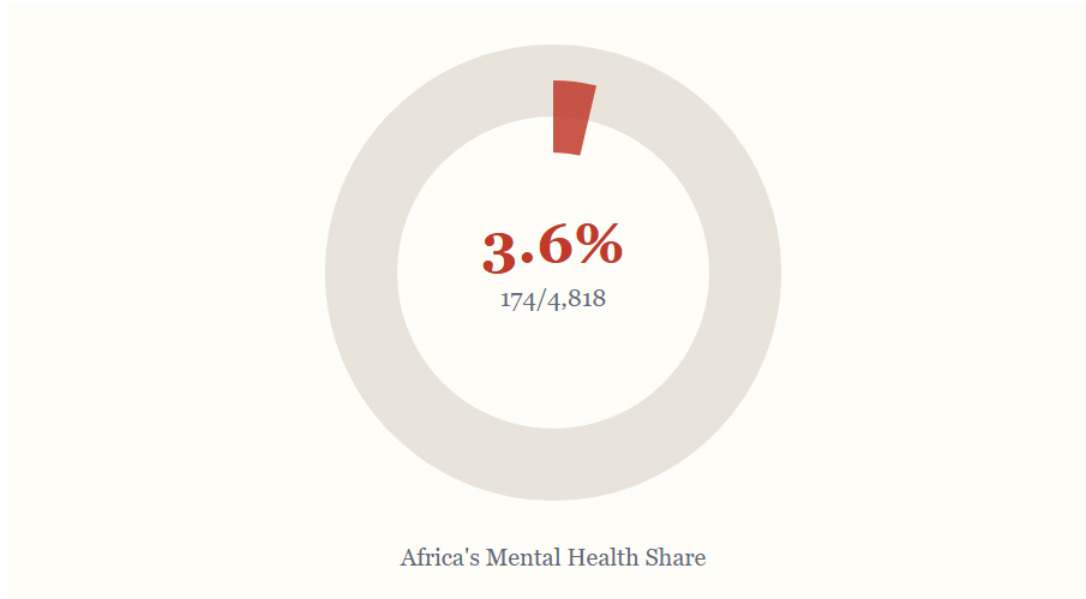


Figure 6. Africa's Mental Health Share Rendered directly from the article's live interactive dashboard.

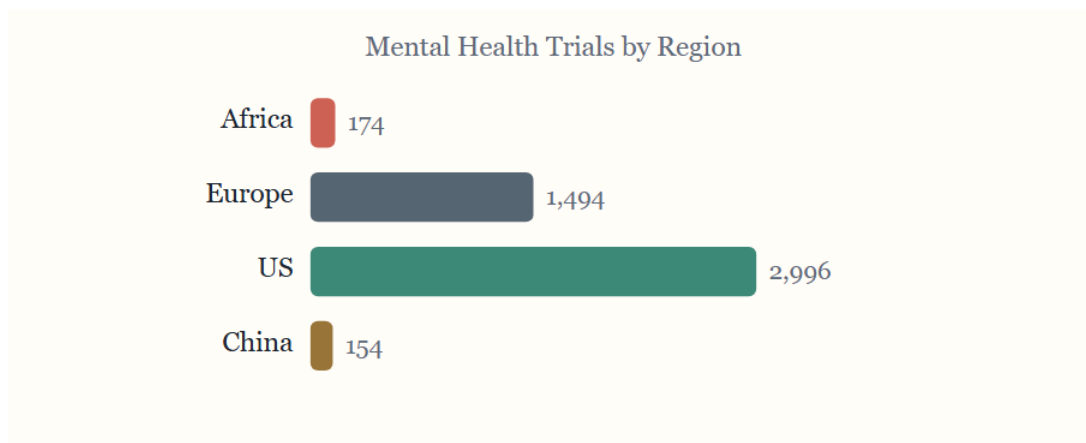


Figure 7. Mental Health Trials by Region Rendered directly from the article's live interactive dashboard.

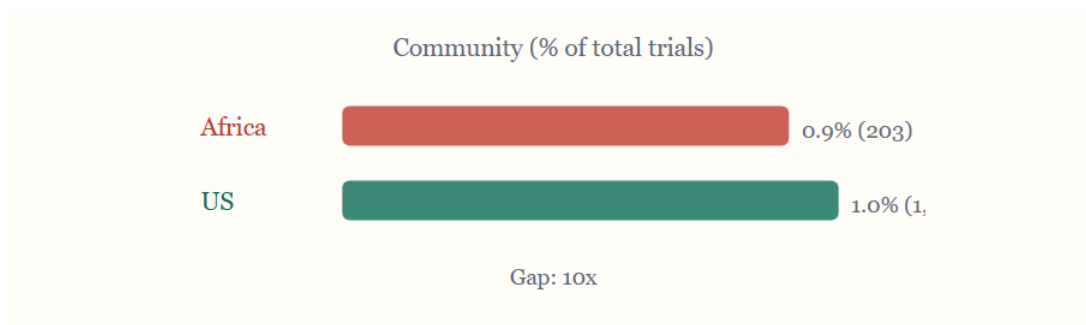


Figure 8. Community (% of total trials) Rendered directly from the article's live interactive dashboard.

HOW TO CITE

Michael Bosiako Antwi, Njeodo Njongang Vigny, Shamim Nabidda, Tukamushaba Bruce, Christine Muhumuza, Fadumo Said Hassan, Ruchius Philbert, Rhoda Chikula, Amina Mohamud Fidow & Ssenfuma Ronnie. WHO Alignment and Disease Burden Gaps. *Synthesis* 2026;3(1). Article 39. Available at <https://synthesis-medicine.org/index.php/journal/article/view/39>. Licensed under CC BY 4.0. DOI: not assigned.

Reproducibility & data provenance. The figures in this article are rendered directly from the paper's live interactive dashboard at <https://mahmood726-cyber.github.io/africa-e156-students/governance-justice/dashboards/who-alignment.html>, where the complete analysis —

data, methods and every estimate — can be explored and reproduced. This open path from published figure back to the underlying analysis is part of how the journal works. The article's text, authors, abstract, issue and licence follow the journal's published record.

Copyright (c) 2026 Michael Bosiako Antwi, Marakiya Moetlediwa, Njeodo Njongang Vigny, Shamim Nabidda, Tukamushaba Bruce, Christine Muhumuza, Fadumo Said Hassan, Philbert Ruchius, Rhoda Chikula, Amina Mohamud Fidow, Ssenfuma Ronnie. Open access under the Creative Commons Attribution 4.0 International licence (CC BY 4.0): free to share and adapt with attribution.

Published in Synthesis

· synthesis-medicine.org