

SHORT META-ANALYSIS · Peer-reviewed · Published · Live dashboard figures

# JAK Inhibitors in Rheumatoid Arthritis — Living Meta-Analysis (RapidMeta)

Hamood Saeed &amp; Mahmood Ahmad

Short Meta-Analysis · Volume 9

Published 2026-06-06 · Diamond open access · CC BY 4.0

Article 105 · Volume 9 · Published 2026-06-06 · DOI: not assigned

## Abstract

Do trials in rheumatoid arthritis involving JAK inhibitors provide a significant clinical effect on the odds of an ACR20 response? Four placebo-controlled phase-3 randomised trials (ORAL Solo [tofacitinib], RA-BEAM [baricitinib], SELECT-NEXT [upadacitinib], and FINCH 1 [filgotinib]; 2,728 analysed participants) were combined in the RapidMeta rheumatology living review in a web-based, fully tracked pipeline. ACR20 responder counts from each trial's ClinicalTrials.gov results record were pooled as odds ratios by random-effects (REML) on the log scale, with a Hartung-Knapp-Sidik-Jonkman-adjusted interval and back-transformation to the original measurement.

The pooled odds ratio was 3.40 (95% CI 2.89 to 3.99): ACR20 response was roughly 3.4 times more likely with a JAK inhibitor than placebo. Between-trial heterogeneity was absent ( $I^2 = 0\%$ , Cochran's  $Q(3) = 0.74$ ,  $p = 0.86$ ,  $\tau^2 = 0$ ), and the 95% prediction interval (2.61 to 4.42) excluded no benefit. Results are registered into a reproducibility capsule containing a machine-readable config, an interactive reader, and a Vancouver reference pack.

As a class-level living synthesis of one pivotal trial per agent, the dashboard does not capture dose-ranging, head-to-head or longer-term safety outcomes, and cannot substitute for adjudicated trial-level review of risk of bias, switched endpoints, or missing subgroup data.

## References

1. Fleischmann R, Kremer J, Cush J, et al. Placebo-controlled trial of tofacitinib monotherapy in rheumatoid arthritis. *N Engl J Med*. 2012;367(6):495-507. PMID 22873530. doi:10.1056/NEJMoa1109071.
2. Taylor PC, Keystone EC, van der Heijde D, et al. Baricitinib versus Placebo or Adalimumab in Rheumatoid Arthritis. *N Engl J Med*. 2017;376(7):652-662. PMID 28199814. doi:10.1056/NEJMoa1608345.
3. Burmester GR, Kremer JM, Van den Bosch F, et al. Safety and efficacy of upadacitinib in patients with rheumatoid arthritis and inadequate response to conventional synthetic disease-modifying anti-rheumatic drugs (SELECT-NEXT): a randomised, double-blind, placebo-controlled phase 3 trial. *Lancet*. 2018;391(10139):2503-2512. PMID 29908669. doi:10.1016/S0140-6736(18)31115-2.
4. Combe B, Kivitz A, Tanaka Y, et al. Filgotinib versus placebo or adalimumab in patients with rheumatoid arthritis and inadequate response to methotrexate: a phase III randomised clinical trial. *Ann Rheum Dis*. 2021;80(7):848-858. PMID 33504485. doi:10.1136/annrheumdis-2020-219214.
5. Page MJ, McKenzie JE, Bossuyt PM, et al. The PRISMA 2020 statement: an updated guideline for reporting systematic reviews. *BMJ*. 2021;372:n71. doi:10.1136/bmj.n71. PMID 33782057.

6. Higgins JPT, Thomas J, Chandler J, et al, editors. Cochrane Handbook for Systematic Reviews of Interventions, version 6.4. Cochrane; 2023. [www.training.cochrane.org/handbook](http://www.training.cochrane.org/handbook).

7. IntHout J, Ioannidis JPA, Borm GF. The Hartung-Knapp-Sidik-Jonkman method for random effects meta-analysis is straightforward and considerably outperforms the standard DerSimonian-Laird method. BMC Med Res Methodol. 2014;14:25. doi:10.1186/1471-2288-14-25. PMID 24548571.

### Interactive dashboard figures

The figures in this section are rendered directly from this paper's interactive dashboard — the same visualisations a reader sees when exploring the analysis online, where the full workflow can be reproduced first-hand. **Interactive dashboard:** <https://mahmood726-cyber.github.io/rapidmeta-jak-ra/>

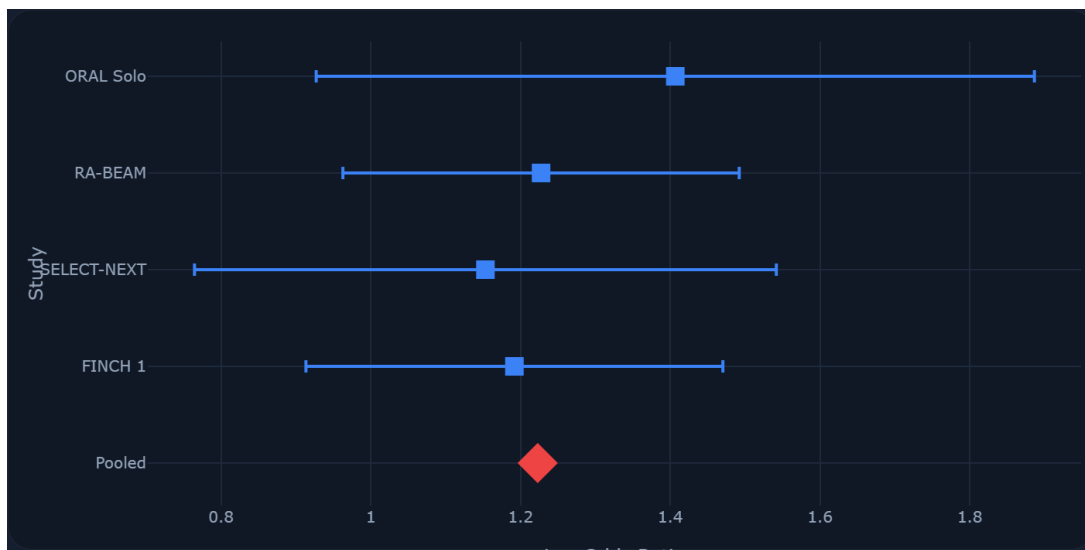


Figure 1. 1. FOREST PLOT (FIXED/RANDOM EFFECTS) Rendered directly from the article's live interactive dashboard.

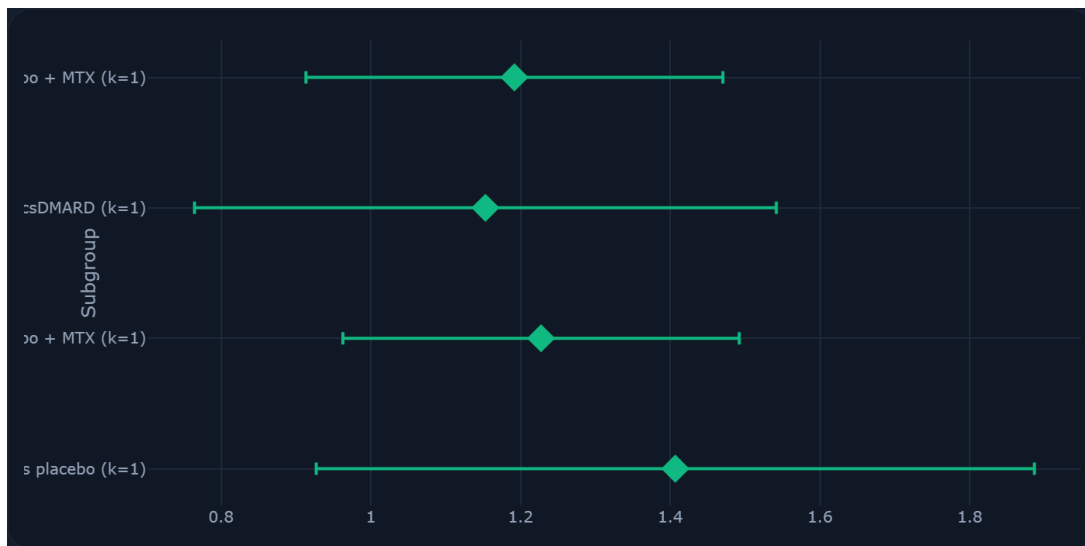


Figure 2. 2. SUBGROUP SYNTHESIS (HF VS CKD) Rendered directly from the article's live interactive dashboard.

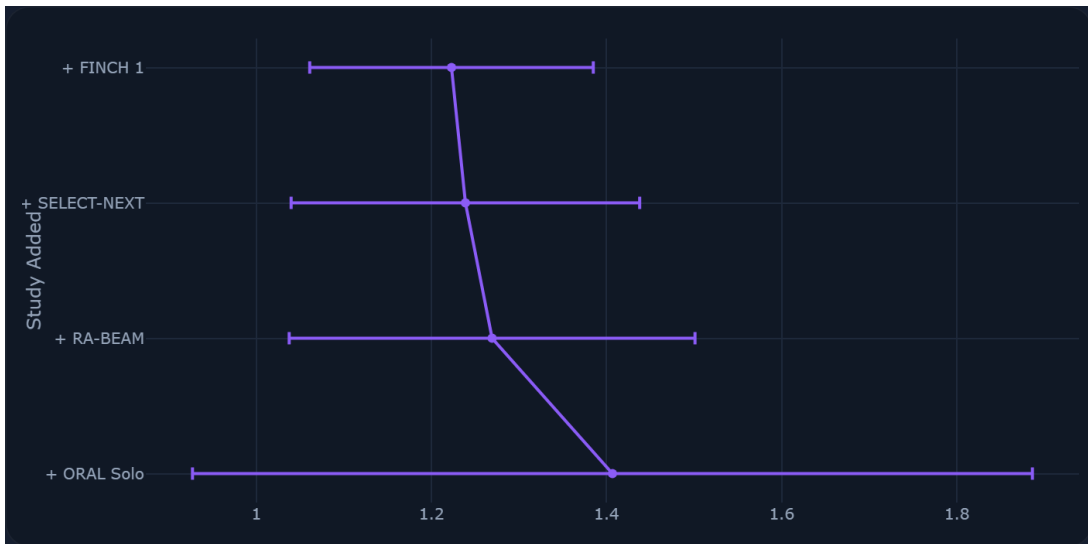


Figure 3.3. CUMULATIVE META-ANALYSIS Rendered directly from the article's live interactive dashboard.

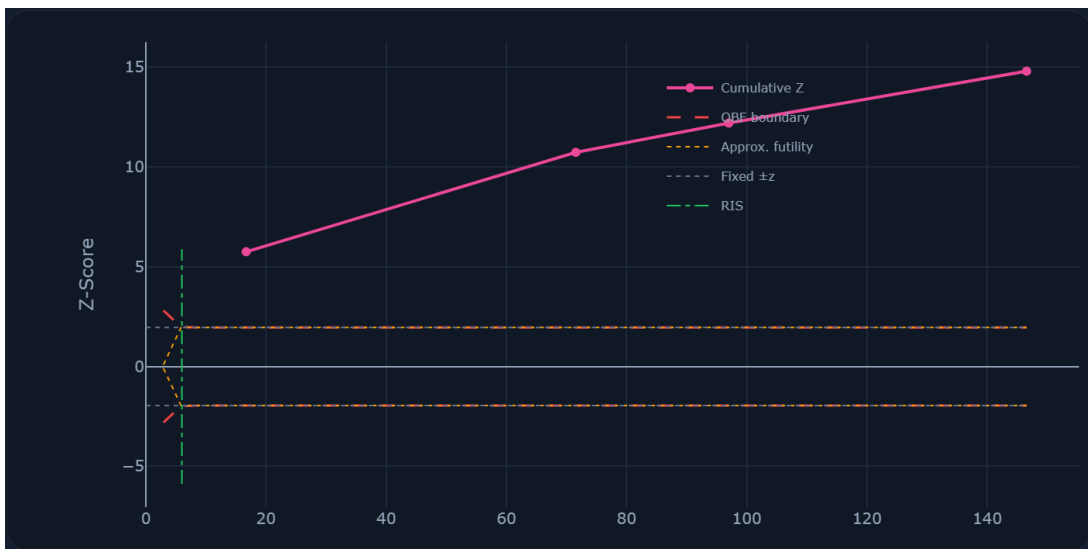


Figure 4.4. CUMULATIVE Z-CURVE ANALYSIS Rendered directly from the article's live interactive dashboard.

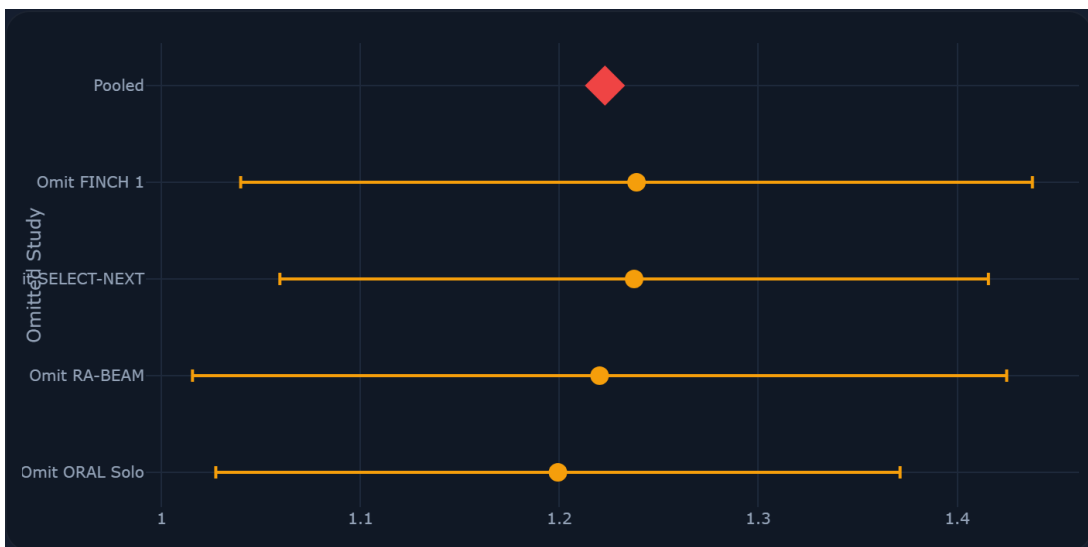


Figure 5.5. LEAVE-ONE-OUT SENSITIVITY Rendered directly from the article's live interactive dashboard.

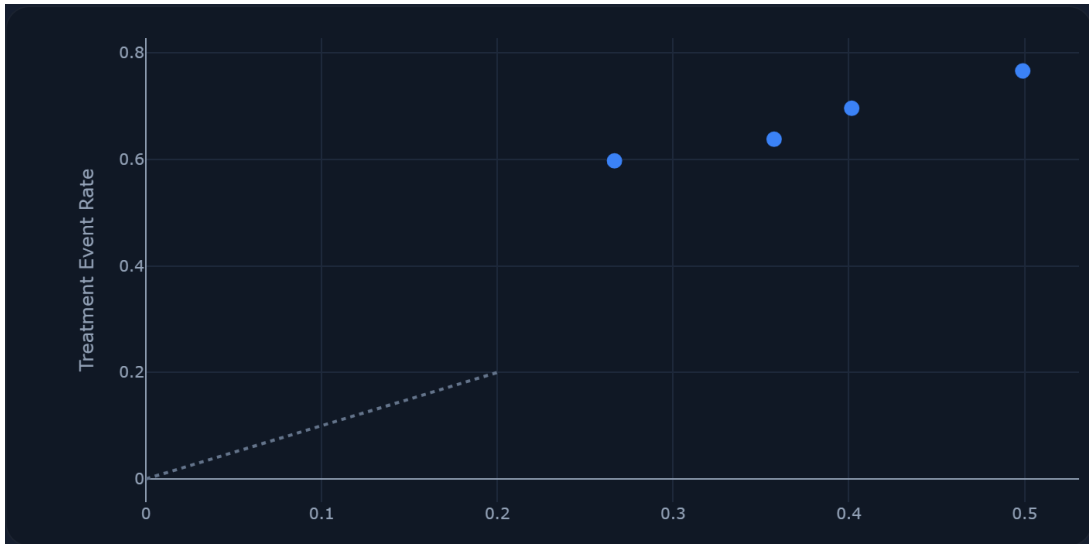


Figure 6. 6. L'ABBE PLOT (EVENT INCIDENCE) Rendered directly from the article's live interactive dashboard.

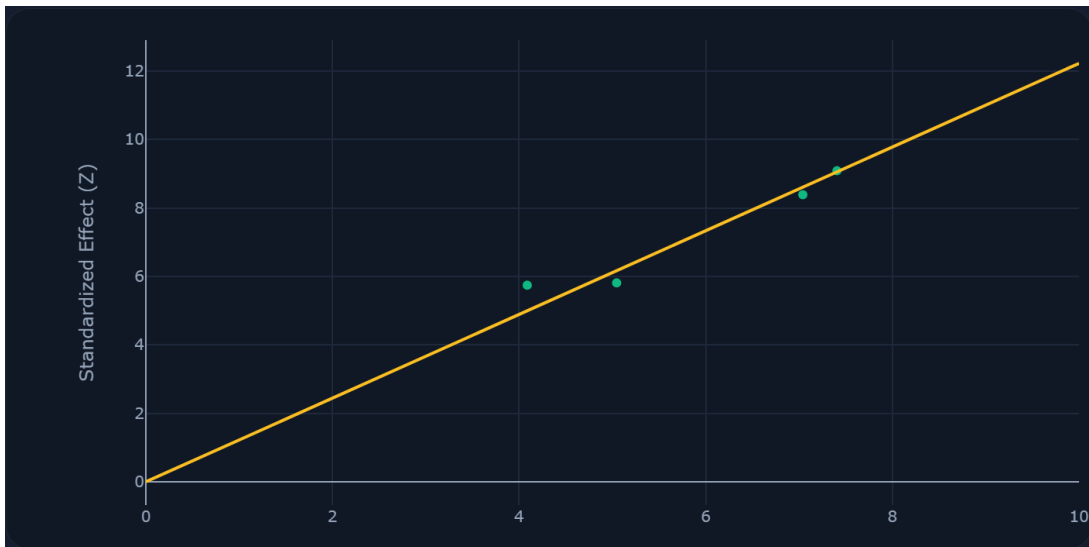


Figure 7. 7. GALBRAITH PLOT (HETEROGENEITY CHECK) Rendered directly from the article's live interactive dashboard.

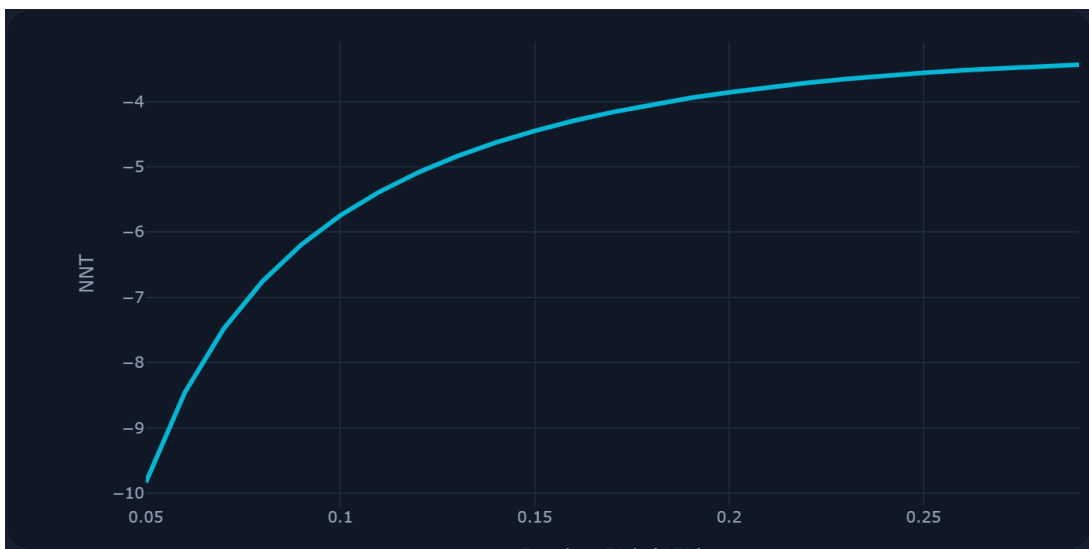


Figure 8. 8. CLINICAL UTILITY (NNT CURVE) Rendered directly from the article's live interactive dashboard.

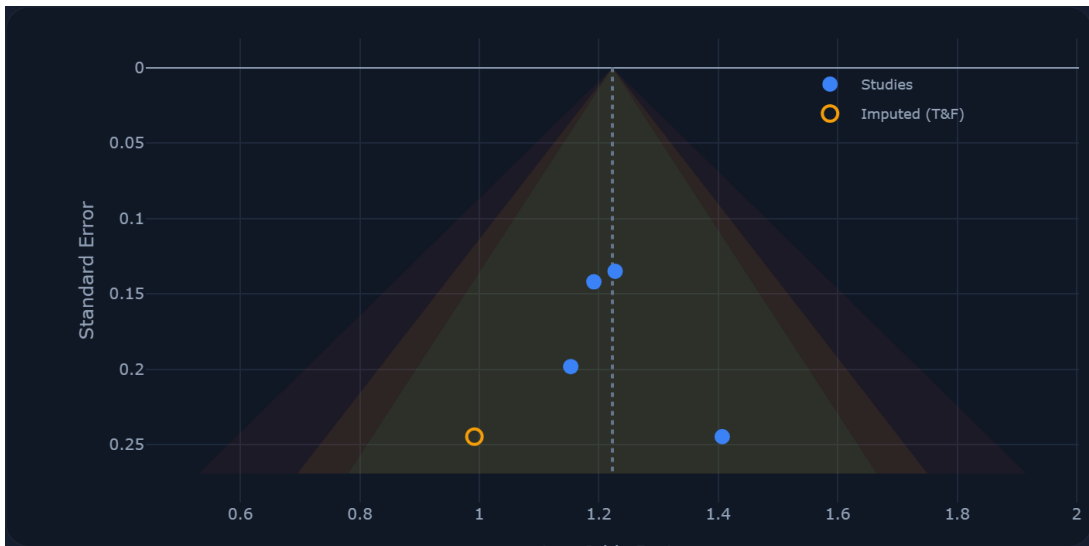


Figure 9. 9. FUNNEL PLOT (PUBLICATION BIAS) Rendered directly from the article's live interactive dashboard.

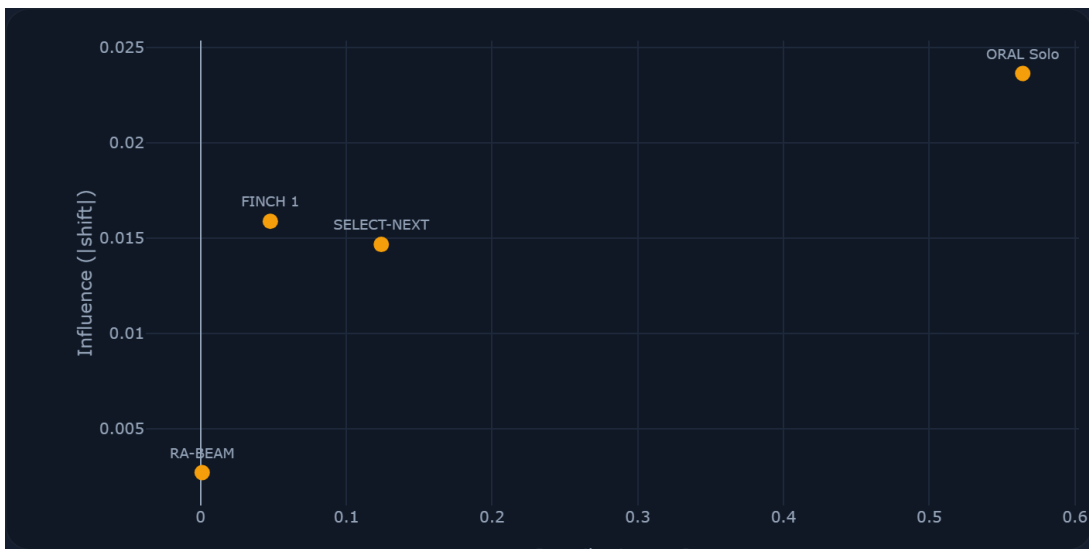


Figure 10. 10. BAUJAT PLOT (INFLUENCE X HETEROGENEITY) Rendered directly from the article's live interactive dashboard.

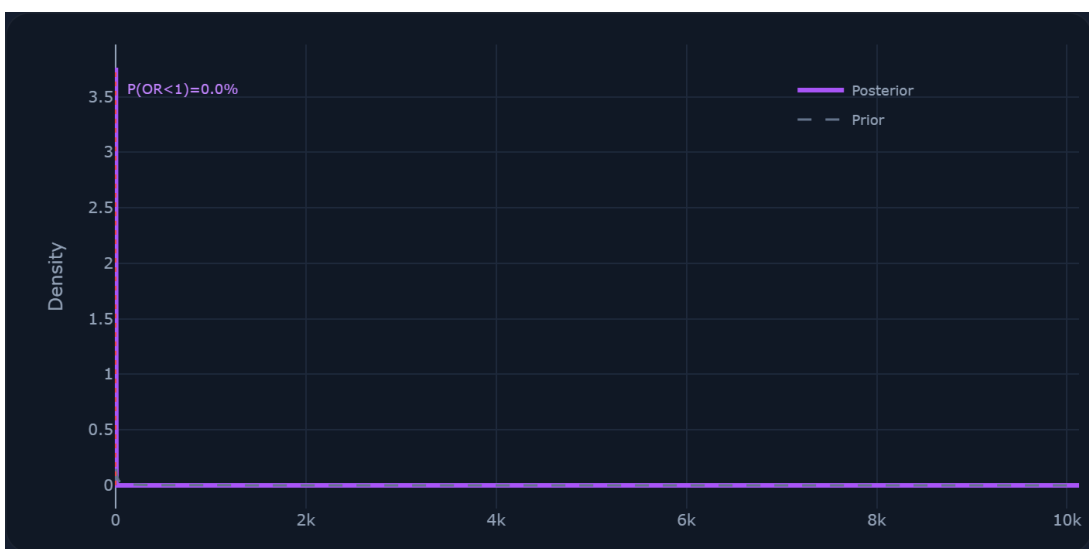


Figure 11. 11. BAYESIAN POSTERIOR DENSITY Rendered directly from the article's live interactive dashboard.

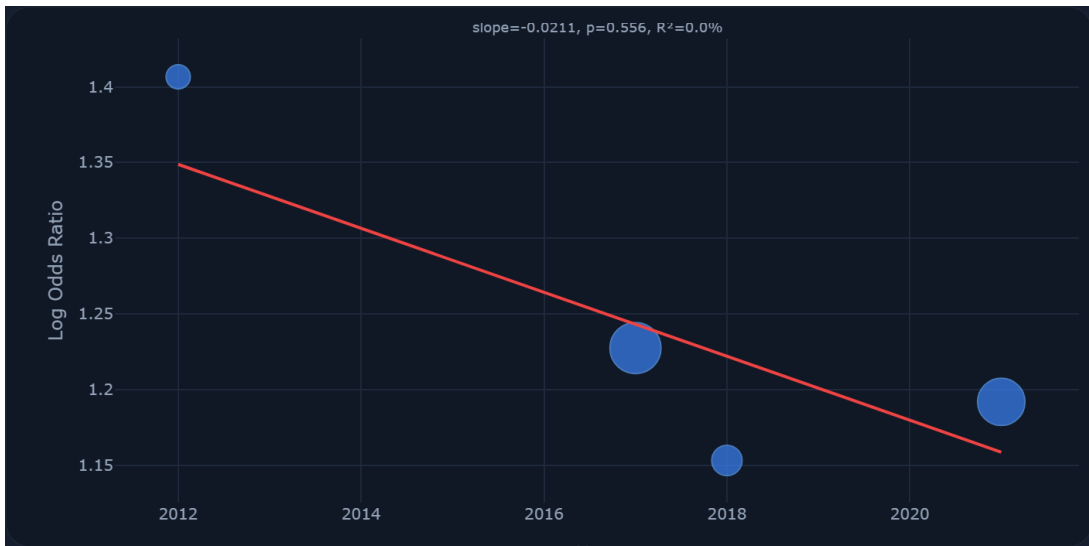


Figure 12. 12. META-REGRESSION Rendered directly from the article's live interactive dashboard.

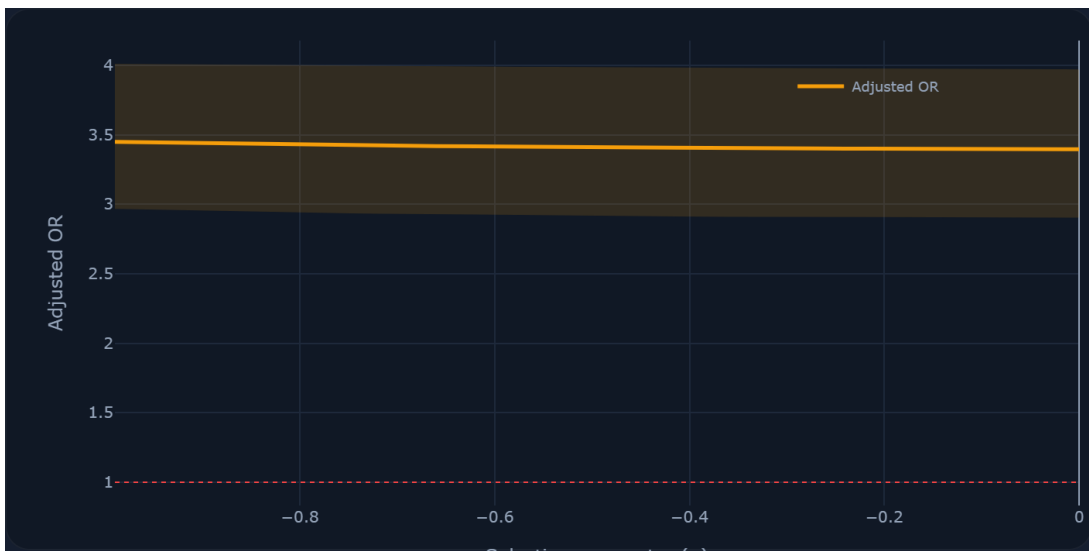


Figure 13. 13. COPAS SENSITIVITY CURVE Rendered directly from the article's live interactive dashboard.

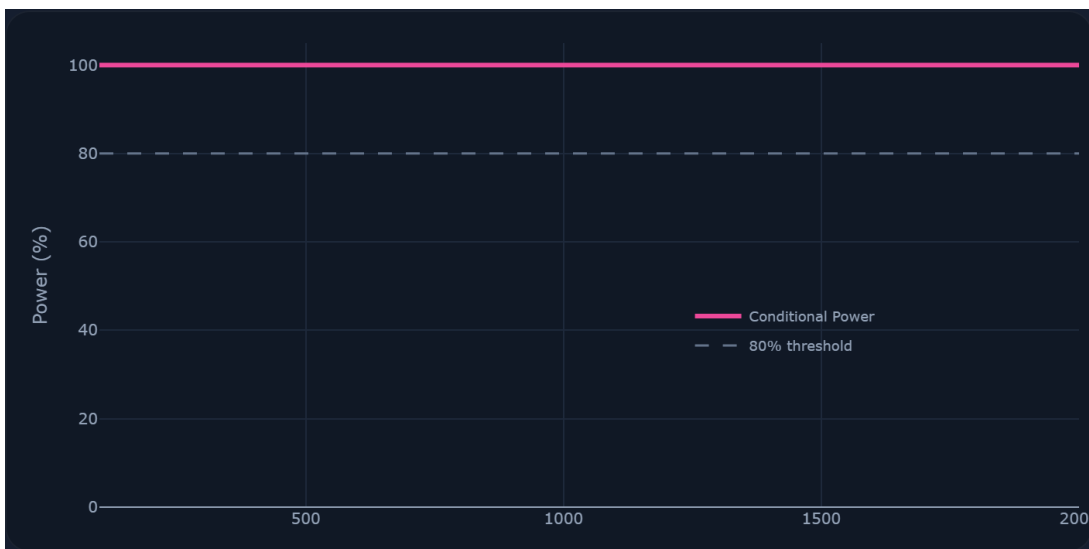


Figure 14. 14. CONDITIONAL POWER CURVE Rendered directly from the article's live interactive dashboard.

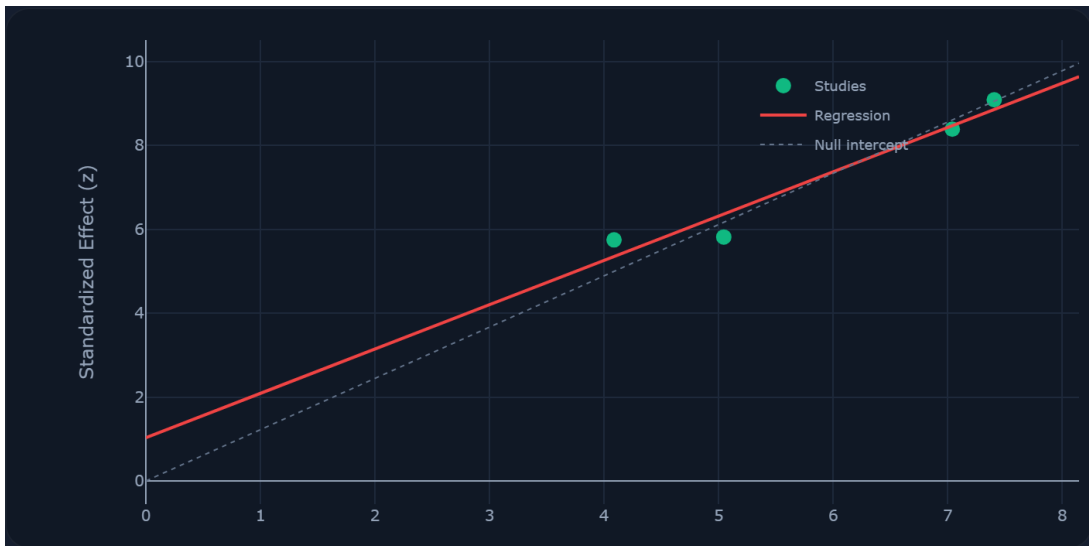


Figure 15. 15. EGGER'S REGRESSION PLOT Rendered directly from the article's live interactive dashboard.




Figure 16. 16. RISK OF BIAS SUMMARY Rendered directly from the article's live interactive dashboard.

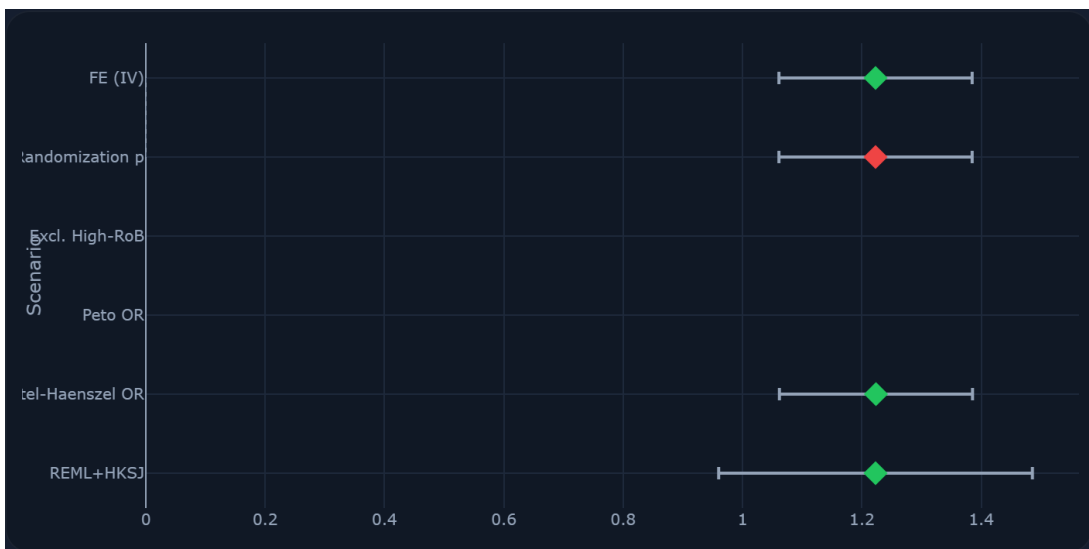


Figure 17. 17. SENSITIVITY ANALYSIS PANEL Rendered directly from the article's live interactive dashboard.



**Figure 18.** INFLUENCE & OUTLIER DIAGNOSTICS Rendered directly from the article's live interactive dashboard.

**HOW TO CITE**

Hamood Saeed & Mahmood Ahmad. JAK Inhibitors in Rheumatoid Arthritis — Living Meta-Analysis (RapidMeta). *Synthésis*. 2026;9(1). Article 105. Available at <https://synthesis-medicine.org/index.php/journal/article/view/105>. Licensed under CC BY 4.0. DOI: not assigned.

Reproducibility & data provenance. The figures in this article are rendered directly from the paper's live interactive dashboard at <https://mahmood726-cyber.github.io/rapidmeta-jak-ra/>, where the complete analysis — data, methods and every estimate — can be explored and reproduced. This open path from published figure back to the underlying analysis is part of how the journal works. The article's text, authors, abstract, issue and licence follow the journal's published record.

Copyright (c) 2026 Hamood Saeed, Mahmood Ahmad. Open access under the Creative Commons Attribution 4.0 International licence (CC BY 4.0): free to share and adapt with attribution.

Published in **Synthésis** · [synthesis-medicine.org](https://synthesis-medicine.org)